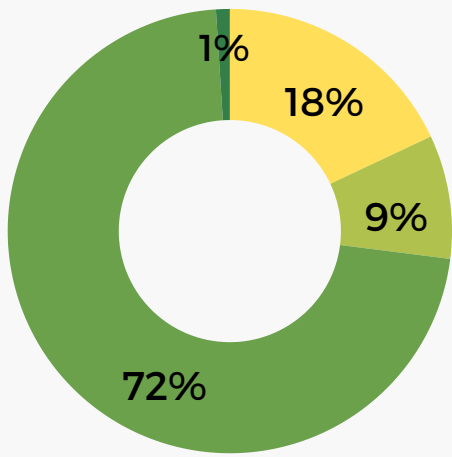


# Portrait of Francophone Migration Trends in Canada, 2011 to 2016, Infographic

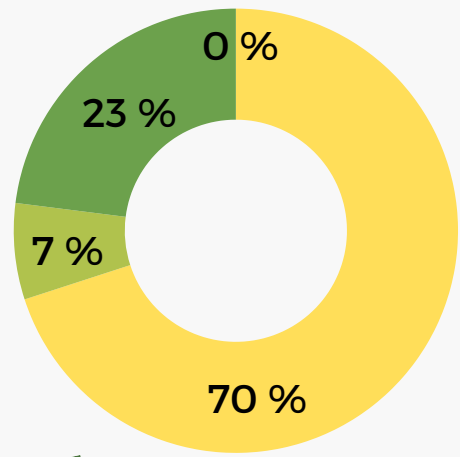


Source: 2016 Census, Statistics Canada

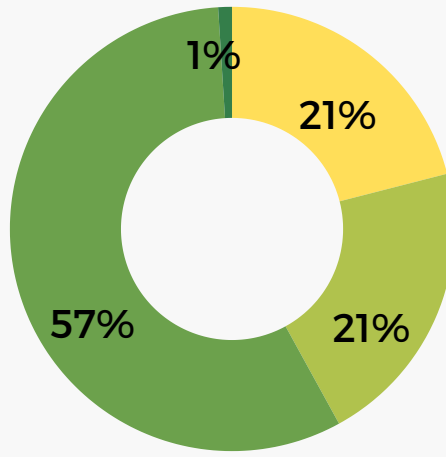
## Interprovincial<sup>2</sup> and External Migration<sup>3</sup>



9% of interprovincial migrants in Canada are Francophones



7% of external migrants to Canada are Francophones

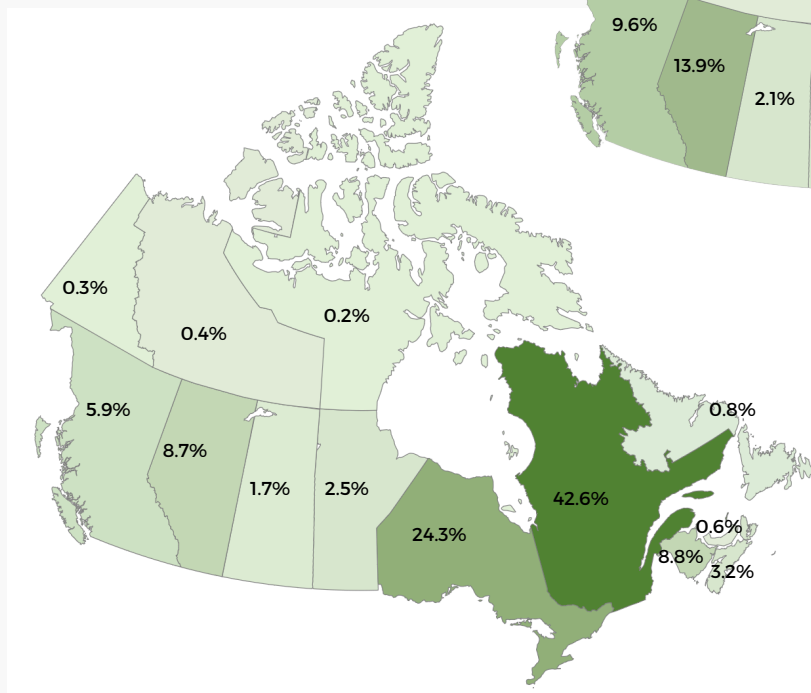


Francophones in Canada make up 21% of the total population

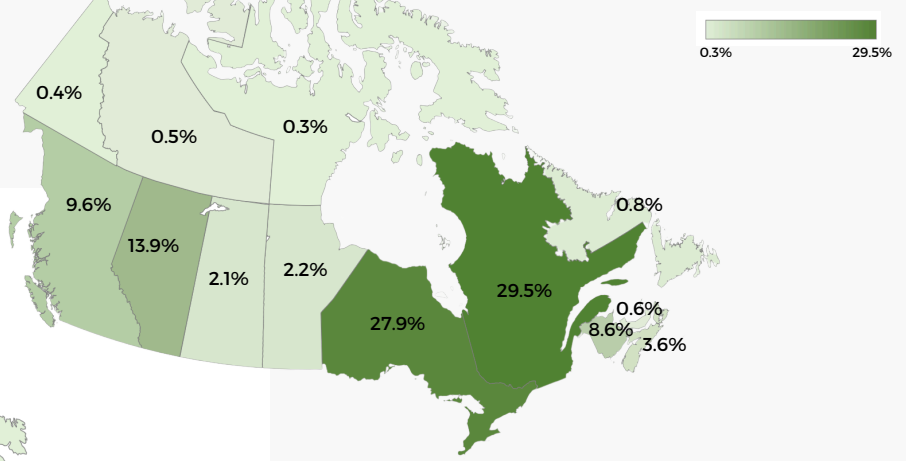
Mother Tongue<sup>1</sup>

Francophones Anglophones Bilingual Allophones

## Interprovincial migrant population: In general, where do they go and where do they come from?



## Provinces and territories of destination for Francophones in Canada, in proportion (%)



## Provinces and territories of origin of Francophones migrants in Canada, in proportion (%)

0.2% 42.6%

Example of the interprovincial migrant population: between 2011 and 2016, 29.5% of the Francophone population had migrated to Quebec, while 42.6% had left Quebec.

Between 2011 and 2016, most Francophone migrants headed to major cities<sup>4</sup> in Canada.


80.8% among internal migrants



96.2% among external migrants



## Urban destinations in Canada of French-speaking migrants



Interprovincial migrants External migrants



1. Francophones refer to those who have French only as their mother tongue or French and a non-official language. Anglophones refer to people who have English only as their mother tongue or English and a non-official language. Bilinguals are those who have two official languages (English and French) as their mother tongue or both official languages and a non-official language. Allophones are those who have neither English nor French as their mother tongue. 2. Interprovincial migrants are those who migrate from one province or territory to another while remaining within Canada. 3. External migrants are those who come from outside the country. They are primarily recent immigrants, temporary residents or refugees, but may also be natural-born citizens who lived in another country five years prior to the 2016 Census. 4. Major cities include census agglomerations (CAs) and census metropolitan areas (CMAs).



ICRML  
Institut canadien  
de recherche  
sur les minorités  
linguistiques

CIRLM  
Canadian Institute  
for Research  
on Linguistic  
Minorities

www.icrml.ca

Canada

# Portrait of Anglophone Migration Trends in Quebec, 2011 to 2016, Infographic

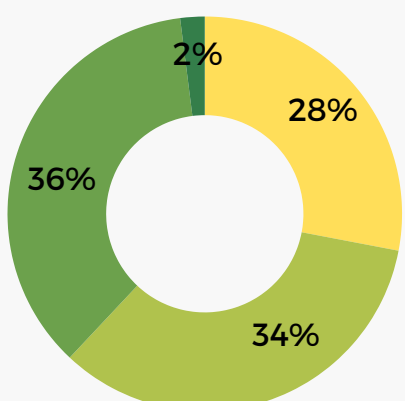


Source: 2016 Census, Statistics Canada

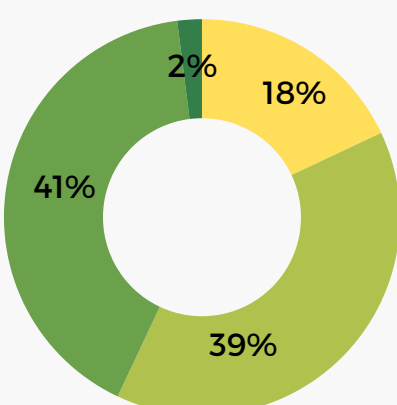
## Interprovincial<sup>2</sup> and External Migration<sup>3</sup>

Mother Tongue<sup>1</sup>

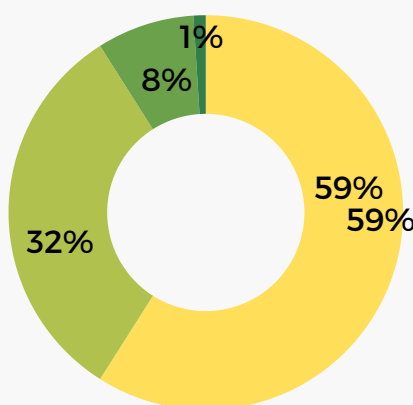
- Anglophones
- Bilingual
- Francophones
- Allophones



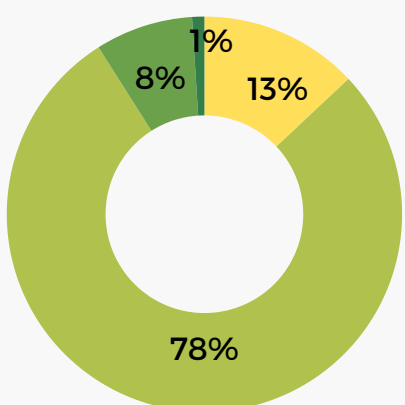
36% of interprovincial migrants leaving Quebec are Anglophones



41% of interprovincial migrants entering Quebec are Anglophones



8% of migrants of Quebec from outside Canada are Anglophones



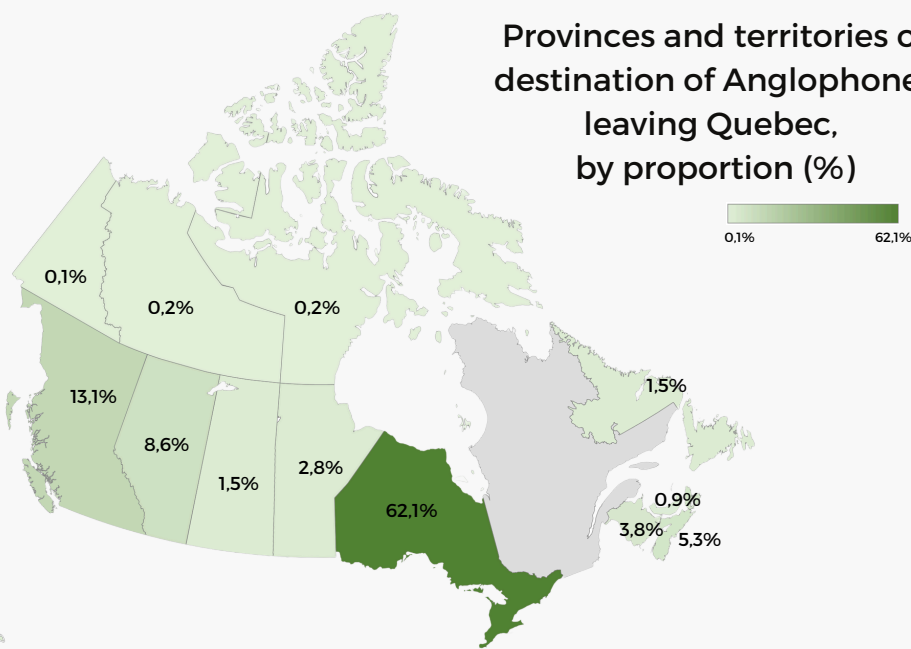
Anglophones in Quebec make up 8% of the total population

## Net migration and net migration rate

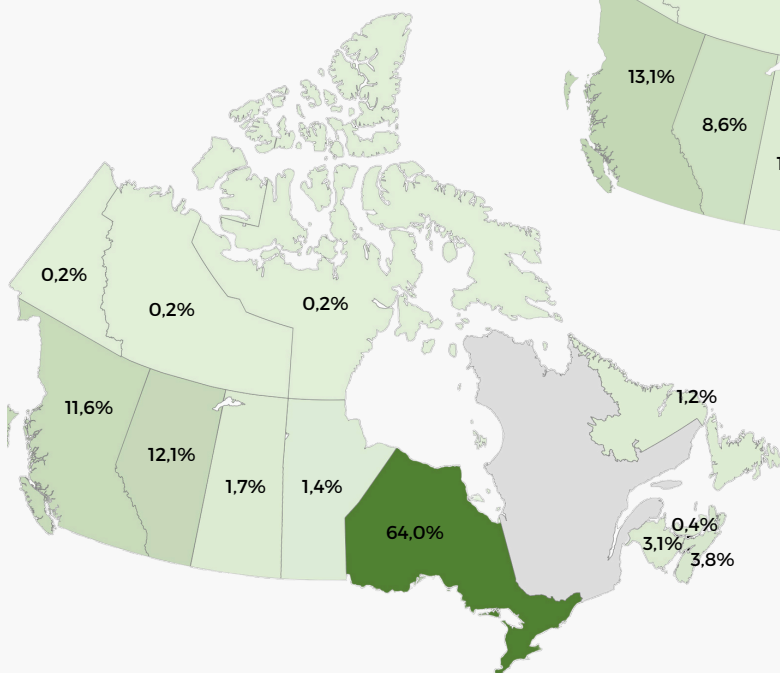
Anglophones in Quebec experience a decline of -10,825<sup>4</sup> and a net migration rate of -1.8<sup>5</sup>

## Interprovincial migrant population: In general, where do they go and where do they come from?

Provinces and territories of destination of Anglophones leaving Quebec, by proportion (%)



Provinces and territories of origin of Anglophones entering Quebec, by proportion (%)



Example of the interprovincial migrant population: between 2011 and 2016, 62.1% of Quebec's Anglophone population had migrated to Ontario, while 64.0% of Quebec's Anglophone population came from Ontario.

Between 2011 and 2016, most Anglophone migrants headed to major cities<sup>6</sup> in Quebec.

89.6% among internal migrants



96.5% among external migrants



## Urban destinations in Quebec for Anglophone migrants

- Interprovincial migrants
- External migrants

|                               |     |     |
|-------------------------------|-----|-----|
| Montreal                      | 65% | 89% |
| Ottawa-Gatineau (Quebec part) | 25% | 6%  |
| Quebec                        | 4%  | 2%  |
| Remainder of CAs and CMAs     | 6%  | 3%  |

1. Francophones refer to those who have French only as their mother tongue or French and a non-official language. Bilinguals are those who have both official languages (French and English) as their mother tongue or both official languages and a non-official language. Allophones refer to those who have neither English nor French as their mother tongue. 2. Interprovincial migrants are those who migrate from one province or territory to another while remaining within Canada. 3. External migrants are those who come from outside the country. They are primarily recent immigrants, temporary residents or refugees, but may also be natural-born citizens who lived in another country five years prior to the 2016 Census. 4. Calculation: between 2011 and 2016, there were 22,540 Anglophones entering the province of Quebec minus 33,365 Anglophones leaving the province for a net migration of -10,825 Anglophone interprovincial migrants to Quebec. 5. Calculation: between 2011 and 2016, the net migration of Anglophone interprovincial migrants to Quebec was -10,825 out of the total Anglophone population of the province of 588,095 multiplied by 100 resulting in a net migration rate of -1.8%. 6. Major cities include census agglomerations (CAs) and census metropolitan areas (CMAs).



ICRML  
Institut canadien de recherche sur les minorités linguistiques

CIRLM  
Canadian Institute for Research on Linguistic Minorities

www.icrml.ca

Canada